

SWC ETF PM Physical Gold USD A

Investment Objective

The fund invests in physical gold in the form of standard bars (approx. 12.5 kg or around 400 ounces). The investment objective is to reflect gold's performance in the long-term after deduction of the running costs. An investment in the fund is an effective alternative to a direct investment in physical gold. The share classes which are not denominated in USD (CHF, EUR & GBP), feature currency hedging against the USD. Investors of the share class A have the possibility to payments in kind from 1 kg of gold.

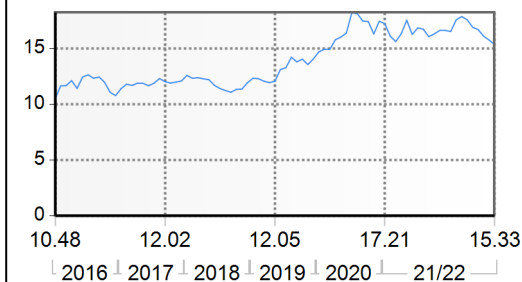
Fund Profile

Category Index	-
Benchmark	LBMA Gold Price...
Rating	
Category	Commodities - P...
ISIN	CH0044781141
Currency	USD
Latest NAV	1,562.75
YTD Return	-8.40
Total Assets (mil)	1,325.7404

Purchase Information

Minimum Purchase	
Initial Purchase	0.00
Additional Purchase	0.00
Sales Charges	
Initial Fee	0.00
Exit Fee	0.00
Management Fee	0.50
Deferred Fee	0.00

Fund Performance



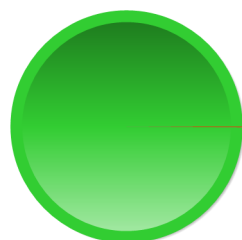
Growth Of 10000

	Fund	Index	Category
2016	7.65	7.65	7.65
2017	12.20	12.20	12.20
2018	-1.35	-1.35	-1.35
2019	17.93	17.93	17.93
2020	24.09	24.09	24.09
21/22	-4.73	-4.73	-4.73
Performance			
	Fund	+/- Index	+/- Category
	44.00	43.00	19.00
			48.00
			56.00
			24.00
			% Rank

Trailing Total Returns

	Total Returns
1 Day	-0.42
1 Week	1.49
1 Month	1.52
3 Months	-3.27
1 Year	-7.93
YTD	-8.40

Portfolio Analysis



Asset Allocation	%
Stock	0.00
Bond	0.00
Cash	0.11
Other	99.89

Investment Style Details

MorningStar Equity Style Box

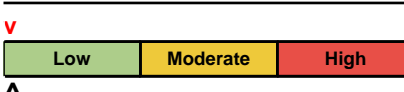
Size	Fund
Avg. Mkt Cap (Mil)	0.00
Investment Valuation	Equity Portfolio
Price/Book	0.00
Price/Earnings	0.00
Price/Cash Flow	0.00

Risk Measures

Alpha	0.00	3-Yr Sharpe Ratio	0.27
Beta	0.00	3-Yr Std Dev	14.53
R-Squared	0.00	3-Yr Risk	
Info. Ratio	0.00	5-Yr Risk	
Tracking Error	0.00	10-Yr Risk	

Calculations use FTSE AW Asean TR USD (where applicable)

Risk Profile



Legend

v MorningStar Risk (This Fund)

^ Category Average

Top 10 Sectors

Sector	% Equity
--------	----------

Asset Summary

Market Capitalization	% of Portfolio
% Giant	0.00
% Large	0.00
% Medium	0.00
% Small	0.00
% Micro	0.00

Top 10 Holdings

Fund Name	Sector	Country	% of Assets
Feinunzen Goldba...		United States	100.61

Regional Breakdown

Region	% Equity
--------	----------



© 2020 Morningstar, Inc. All Rights Reserved. Reproduction of Morningstar Information in any form is prohibited except with the prior written permission of Morningstar. Because of the possibility of human or mechanical error by Morningstar's sources, Morningstar or others, Morningstar does not guarantee the accuracy, adequacy, completeness or availability of any information and is not responsible for any errors or omissions or for the results obtained from the use of such information. Morningstar gives express or implied warranties, including, but not limited to, any warranties of merchantability or fitness for a particular purpose or use. In no event shall Morningstar be liable for any indirect, special or consequential damages in connection with subscriber's or others' use of Morningstar information.